






















Model No.	Picture	Mount	Size Dia	Height	TTL	MBF	F. NO	EFL	Sensor	FOV° (D/H/V)	distortion-%	RI	CRA	Construction	Holder
Updated on Mar 9, 2024															

M16





M16-2.8-4K-C		M16*0.5	18	24.1	29.94	5.59	1.6	2.8	1/1.8 1/2.5	131/111/59 103/88/44.6	17 11	42 59	15 12	5G3P	
M16-4-CX-C		M16*0.5	18	26.53	31.96	5.48	0.95	4	1/2.7 1/2.8 1/2.9	110/92/49 105.2/88.4/47 100.5/84.8/45.3	40.8 37.5 34.4	59 60 63	8.3 8.1 7.8	5G4P	
M16-4-4K-C		M16*0.5	18	23.71	29.86	6.08	1.6	4	1/1.8 1/2.5	102/87/47 80.3/69.4/38.1	12.2 7.8	48 61	14.7 11	5G3P	
M16-6-4K-C		M16*0.5	18	24.39	29.94	5.59	1.6	6	1/1.8 1/2.5	64/55/30 51/44/23	4.6 3	42 57	15 13	5G3P	
M16-6-CX-C		M16*0.5	18	26.62	32	5.59	0.98	6	1/2.7 1/2.8 1/2.9	64/56/31 62/53.8/30 59.9/52/29.2	2.5 2 1.8	54 56 60	6.8 6.5 6.2	5G4P	































M12 Pinhole

M12-J-2.1-A1		M12*0.5	12	8.37	10.6	2.23	2.5	2.1	1/3	140/120/70				4G	
M12-J-2.1-A2		M12*0.5	12	10.84	12.8	1.96	2.5	2.1	1/2.5	160/140/80				4G	
M12-J-2.5-C		M12*0.5	12	8	10	2	2.5	2.5	1/3	120/105/65				4G	
M12-J-2.5-X		M12*0.5	12	10.67	13.11	2.4	2.2	2.5	1/2.7 1/3	133.6/110/56.6 121/100	-58.2	46	12.3	4G1P	
M12-J-2.8-A1		M12*0.5	12	8.3	10.72	2.4	2.5	2.8	1/3	110/98/62				4G	
M12-XK-2.8-X1		M12*0.5	12	6.83	8.5	1.7	2.5	2.8	1/3	120/103/79				4G	
M12-XK-2.8-X2		M12*0.5	12	2.9	6.15	3.25	5.5	2.8	1/3	120/103/79	-57	50	28	1G	
M12-J-3.7-A1		M12*0.5	12	7.85	10.65	2.8	2.5	3.7	1/3	92				4G	
M12-J-3.7-A2		M12*0.5	12	9.58	12.91	3.32	2.5	3.7	1/2.7	100				6G	
M12-N-3.7-A1		M12*0.5	12	7.8	9.7	1.9	2.5	3.7	1/2.7	100				4G	
M12-N-3.7-X1		M12*0.5	12	8.7	13.2	4.5	2.5	3.7	1/2.7 1/3	100 81				6G	
M12-XK-3.7-A1		M12*0.5	12	2.9	6.7	3.8	4.5	3.7	1/3	92				1G	
M12-J-4.3-X1		M12*0.5	12	7.8	10.8	3.05	2.5	4.3	1/3	85			18.1	4G	
M12-XK-4.3-X1		M12*0.5	12	7.4	10.8	3	2.5	4.3	1/3	85				4G	
M12-XK-4.3-X2		M12*0.5	12	4.5	7.74	4.15	2.5	4.3	1/3	85				1G	
M12-J-5-A		M12*0.5	12	10	14.3	4.3	2.5	5	1/3	65				4G	
M12-J-6-A1		M12*0.5	12	9.4	13.3	3.9	2.5	6	1/3	60				4G	
M12-J-6-A2		M12*0.5	12	7.7	10.36	3.66	2.5	6	1/3	60				4G	
M12-J-6-A3-CU		M12*0.5	12	25.36	28.36	3	2.5	6	1/3	60				4G	
M12-XK-6-X1		M12*0.5	12	4.5	7.74	3.24	2.5	6	1/3	60			19	1G	
M12-J-7-A1		M12*0.5	12	10.79	15.6	4.8	2.5	7	1/3	50				4G	

Model No.	Picture	Mount	Size Dia	Height	TTL	MBF	F. NO	EFL	Sensor	FOV° (D/H/V)	distortion-%	RI	CRA	Construction	Holder
M12-J-8-A1-CU		M12*0.5	12	19.4	23.4	4	2.5	8	1/3	40				4G	
M12-J-8-A2		M12*0.5	12	11.85	15.1	3.25	2.5	8	1/3	40					
M12-J-8-X1		M12*0.5	12	11.8	13	3.5	2.8	8	1/3	45/36.5/27.5	-8.3	45	15.5	4G	
M12-J-8-5MP-A		M12*0.5	12	15			2.5	8	1/3	40					
M12-J-10-A停产		M12*0.5	12	10			2.5	10	1/3	35/28/21					
M12-JX-10-A		M12*0.5	12	24.5			2.5	10	1/3	35/28/21					
M12-J-10-A2		M12*0.5	12	14	17.1	3.1	2.5	10	1/3	35/28/21					
M12-J-10-X1		M12*0.5	12	12.1	16.4	4.3	5.0	10	1/3	35/28/21				4G	
M12-J-12-P-A		M12*0.5	12	13			2.5	12	1/3	30/25/19					
M12-J-12-A		M12*0.5	12	21			2.5	12	1/3	30/25/19					
M12-J-12-A2		M12*0.5	12	23.53	26.9	3.4	2.5	12	1/3	30/25/19					
M12-JX-15-A		M12*0.5	12	30.5			2.5	15	1/3	28/24/18					
M12-J-15-A2		M12*0.5	12	14.95	20	5	2.5	15	1/3	28/24/18					
M12-J-15-A3		M12*0.5	12	16.87	22.7	5.8	2.5	15	1/3	28/24/18					
M12-J-20-A		M12*0.5	12	30	36	6	2.5	20	1/3	20/15/10					
M12-J-22-A1		M12*0.5	12	20	25	5	2.5	22	1/3	19/14/9					
M12-J-22-A2		M12*0.5	12	23	29	6	2.5	22	1/3	19/14/9					
M12-J-25-A		M12*0.5	12	35		5	2.5	25	1/3	15/12/7					
M12-J-30-A-MP		M12*0.5	12	31.3	36.8	5.5	2.5	30	1/3	11					
M12-JX-30-A		M12*0.5	12	38			2.5	30	1/3	11					
M12-J-35-A-MP		M12*0.5	12	40	44	4	2.5	35	1/3	10					
M12-J-45-C		M12*0.5	12	54			2.5	45	1/3	8					
M12-J-45-A-MP		M12*0.5	12	46.8	52	5.2	2.5	45	1/3	8					
M12-J-70-C		M12*0.5	12	79	86	7	2.5	70	1/3	4					
M12-J-70-A1-X		M12*0.5	12	66	71	5	2.5	70	1/3	4					
M12-J-70-A2-C		M12*0.5	15	63	70	7	2.5	70	1/3	4					

M12 Flat

M12-0098-A		M12*0.5	14	12.23	14.55	2.33	2.0	0.98	1/2.5	220/220/220				6G+IR	
M12-1.08-5MP-Y		M12*0.5	17	11	12.1	1.23	2.2	1.08	1/4	206/206/146	-65	67.7	15.5	6G+IR	
M12-1.13-8MP-C		M12*0.5	25	22	27.3	5.3	2.0	1.13	1/2.7 1/3.6 1/4	220/220/220 220/220/194 220/220/143.5	97.8				
M12-1.39-A		M12*0.5	18	14	19.4	5.4	2.0	1.39	1/3	185/185/185				6G	

Model No.	Picture	Mount	Size Dia	Height	TTL	MBF	F. NO	EFL	Sensor	FOV° (D/H/V)	distortion-%	RI	CRA	Construction	Holder
M12-1.44-C		M12*0.5	15	20	23.89	5.45	2.0	1.44	1/2.7	185/180/165					
M12-1.56-C		M12*0.5	19	16	20.7	4.3	2.0	1.56	1/2.5	185/180/165	10				
M12-1.7-5MP-C		M12*0.5	21	18	22.97	4.8	2.0	1.7	1/2.5	180					
M12-1.7-8MP-C		M12*0.5	26	25.8	30.66	4.86	2.0	1.7	1/1.8	185	97.51				
M12-1.8-3MP-C		M12*0.5	26	21.7		4.2	2.8	1.8	1/1.8	185					
M12-1.8-5MP-C		M12*0.5	19	18	23.7	3.8	2.0	1.8	1/2.5	190/142/102					
M12-1.78-MY-C		M12*0.5	31	25	28.8	5.9	2.0	1.8	1/3	150					
M12-1.85-12MP		M12*0.5	34	29.3		5.7	2.0	1.85	1.8	185	97.4				
M12-2-1-5MP-A		M12*0.5	17	18	22.67	4.6	2.0	2.1	1/2.5	160					
M12-2.5-C		M12*0.5	14	15			2.0	2.5	1/3	130					
M12-2.8-5MP-C		M12*0.5	14	15.4	20.9	5.7	1.8	2.8	1/2.7	135/115/87					
M1235-3030-R高拍		M12*0.35	14	9.9	12.04	2.19	4.5	3.3	1/4	70/58/45	0.5		14.5	2P2G+IR	22.5*14.5*7
M12-3.4-CX		M12*0.5	15	18.3	22.09	3.74	1.1	3.37	1/2.7	132/111/57.4	-57	40	13.6	2G5P	
M12-3.6-5MP-C		M12*0.5	14	18.36	25.5	7.14	1.8	3.6	1/2.5	95					
M12-4-XG-A		M12*0.5	14	16.3			1.6	4	1/3	85					
M12-4-X081-C		M12*0.5	14	16.83	22.2	5.38	1.4	4	1/2.7	110/91/46	46	44	13.3		
M12-4-CX069-C		M12*0.5	14	18.62	22.34	5.03	1.0	4	1/2.7	104/87/46	36.8	42	10.5		
M12-4-5MP-C		M12*0.5	14	17.6	21.4	6.2	2.6	4	1/2.7	106.6/85.3/64					
M12-4018-S		M12*0.5	14	16.1	21.5	5.6	3.0	4.18	1/2.5	82/74/46	0.43	83	6.8	3G2P+IR	
M12-4035-C1		M12*0.5	14	19.19	22.05	2.86	2.0	4.35	1/2.3	86/72/56	-1.2			4G2P+IR	
M12-4050-S		M12*0.5	14	16.1	21.5	5.76	3.5	4.5	1/2.7	72.5/65/39.6	0.5	80	7.3	5E+IR	
M1235-4070-R高拍		M12*0.35	14	16.8	21.64	5.21	4.0	4.7	1/2.3	80/68	0.5		14.5	2P2G+IR	22.5*14*12.5
M12-6-X096-C		M12*0.5	14	18.62	22.24	5.03	1.4	6	1/2.7	66/52/37	17.1	44	12.1		
M12-6-CX068-C		M12*0.5	14	18	22.2	4.11	1.0	6	1/2.7	66/57/31	16.4	39	14.3		
M12-6-5MP-C		M12*0.5	14	19.2	25	7.63	1.8	6	1/2.5	67/53/41					
M12-7045-Y		M12*0.5	12	9.4	10.61	1.21	3.0	7.45	1/2.5	50	-1.5			2G2P+IR	
M12-7050-R		M12*0.5	14	9	11.18	2.18	2.8	7.5	1/2.5	54/42/26					
M12-8-X-C0814		M12*0.5	16	30.2	36.8	6.58	1.4	8	1/2.5	50/41/31				6G	
M12-8-5MP-C		M12*0.5	14	16.3	26.16	7.8	1.8	8	1/2.5	50/40/30					
M12-8-X045-C		M12*0.5	14	16.5	22.24	5.74	1.4	8	1/2.7	48/43/25	2.2	42	14.2		
M12-9-9-A 待改		M12*0.5	12	11.9	13.94	2.04	2.8	9.9	1/2 1/3 1/4	55 42 25				2G2P	

Model No.	Picture	Mount	Size Dia	Height	TTL	MBF	F. NO	EFL	Sensor	FOV° (D/H/V)	distortion-%	RI	CRA	Construction	Holder
M12-10000-Y		M12*0.5	14	11.8	13.22	1.82	6.0	10	1/1.8 1/2.8 1/3.2	47/41/24 35.6/28.6/21.6 31.7/25.5/19.3	-1		14	4E+IR	
M12-12-X-C1214		M12*0.5	16	26	33	6.95	1.4	12	1/2.5	39/31/23			6.95	6G	
M12-12-5MP-C		M12*0.5	14	18.6	25.7	7.58	1.8	12	1/2.5	35/28/21					
M12-16-5MP-C		M12*0.5	14	18	26	8.38	2.0	16	1/2.5	29/23/17					
M12-25-X-C2514		M12*0.5	14	19.9	26	6.1	2.0	25	1/2	18.8/15/11.28	1		11.98		
M12-25N-A		M12*0.5	17	23			2.0	25	1/3	14					
M12-35N-A		M12*0.5	22	30	35.55	5.55	2.0	35	1/3	11					
M12-35-K-C		M12*0.5	25	23.1	39.3	15.8	2.0	35	1/3	9.8/7.3/5.4					
M12-42-A		M12*0.5	12	30			2.0	42	1/3	9					
M12-50-K-C		M12*0.5	27	52.8	56.9	4.1	2.0	50	1/3	6.8					
M12-50N-A		M12*0.5	22	32.3			2.0	50	1/3	6.7					
M12-300-K-C		M12*0.5	16	57+27			2.0	300	1/3	1					
M12-400-K-C		M12*0.5	16	57+27			2.0	400	1/3	0.8					

M10

M10-J-3.7-X1		M10*0.5	10	7.4	10.46	3.06	2.5	3.7	1/3	92				4G	
M10-J-8-X1		M10*0.5	10	10.6	16.2	5.6	2.5	8	2/3	80/65/50	-4.6			6G	

M9

M9-J-3-7-N		M9*0.5	9	7.45	10.51	3.06	2.5	3.7	1/3	92					
M9-16-N		M9*0.5	9	13.2	16	2.95		12	1/2.7	21.8					23.5*13.7*5.2

M8

M85-4070-Y		M8.5*0.2	8.5	4.7	5.4	0.7	1.8	4.7	1/2.3	79/63	-0.4			6P+IR	10*10
M8-0.81-S		M8*0.35	14	11.2	12.1		1.1	0.81	1/5	140/126/112	5.6	20	9	1G3P+IR	13*13*5.3
M8-0095-S		M8*0.5	10	7.9	9.3	1.52	2.0	0.95	1/4 1/5 1/6	160/120/65 120/90/65 107/96/62	8.5	67		2G2P+IR	12*12*5.8
M8-0095-Y		M8*0.5	14	7.84	9.3	1.52	2.0	0.95	1/4	160/120/100	8.5	67		2G2P+IR	12*12*5.8
M8-1.1-H Custom		M8*0.5	16	15	17.3	2.73	2.0	1.1	1/3	210/210/210	-100	87	10.9	6G+IR	
M8-1038-S		M8*0.35	14	8.1	9.9	1.73	2.2	1.38	1/4	142/129/83	-18	48	28	2G2P+IR	10*10*5.4
M8-1.5-B		M8*0.5	12	12	14.5	3.29	2.0	1.5	1/3	200/180/110	9			6G+IR	10*10
M8-1.7-A		M8*0.5	10	9				1.7	1/3	170					12*12*6
M8-1.78-B		M8*0.5	12	11.8	14.5	3.49	2.0	1.78	1/2.7	200/190/125	9.2				10*10
M8-1.85-S		M8*0.5	14	9.73	11.2		1.8	1.85	1/5	90/72/60	3.25	60			22*13*6

Model No.	Picture	Mount	Size Dia	Height	TTL	MBF	F. NO	EFL	Sensor	FOV° (D/H/V)	distortion-%	RI	CRA	Construction	Holder
M8-2. 1-XGA		M8*0. 35	12	11. 2			1. 4	2. 1	1/3	130/3					
M8-2010-B		M8*0. 5	12	11. 57	14. 67	3. 1	2. 2	2. 1	1/3	151/120/90	29			4G+IR	11. 5*11. 5*7
M8-2. 2-A		M8*0. 35	8	4. 6	5. 6	1. 2	2. 4	2. 2	1/3	125				4P+IR	10*10
M8-2030-S		M8*0. 35	11	8. 2	10. 47	2. 29	2. 0	2. 3	1/4	90/72/60	-2	67	18	4E+IR	10*10
M8-2. 4-N		M8*0. 5	10	8	9. 5	2	2. 2	2. 4	1/3	120				4P+IR	12*12*6
M8-3000-Y		M8*0. 35	10	12	14. 89	2. 94	2. 5	3	1/2. 7 1/2. 9	95/86/55 90/81/55	1			2G2P+IR	10*10*5. 4
M8-3. 2-WQ-A		M8*0. 35	10	12	14. 24	2. 2	2. 4	3. 2	1/2. 7	103/92/59	-0. 2		23	2G2P+IR	10*10
M8-3030-R		M8*0. 35	10	9. 8	12. 8	3. 07	2. 8	3. 3	1/2. 9	129/105/55	-37. 5			1P4G+IR	22. 5*14*9
M8-3070-X		M8*0. 5	8	8. 3	11. 7	3. 4	2. 4	3. 7	1/2. 7 1/2. 9 1/3	94 86/72/40. 7 81				4G	10*10*7. 5
M8-J-3070-X1		M8*0. 35	8	8	10. 2	2. 2	2. 8	3. 7	1/2. 9 1/3 1/5	86/72/40. 7 49. 5/39/29					10*10*5. 4
M8-XK-3. 7-X1		M8*0. 35	8	6. 83	8. 5	1. 7	2. 5	2. 8	1/3	120/103/79				4G	
M8-XK-3. 7-X2		M8*0. 35	8	4. 3	6. 7	2. 4	4. 5	3. 7	1/3	92				1G	
M8-4025-W		M8*0. 35	8	6. 7	7. 5	0. 85	2. 0	4. 25	1/2. 7	75/63/50	1	40. 3	29. 5	6P+IR	18螺心4. 5
M8-4035-T		M8*0. 35	8	6. 6	7. 8	1. 25	2. 2	4. 35	1/2. 7	74/67. 1/40. 6	-0. 1	38	21. 2	4P+IR	
M8-4. 4-A9		M8*0. 35	8	6. 8	7. 8	1	2. 4	4. 4	1/2. 7	76/68/39	1. 5	38	23	1G+3P+IR	10*10
M8-4. 42-S		M8*0. 35	8	8	8. 6		2. 4	4. 42	1/3	67/60/36	0. 4	50	15. 3		22*13*6. 2
M8-4. 43-A6		M8*0. 35	8	6. 7	7. 9	1. 2	2. 0	4. 43	1/2. 7	72/65/39	1	38	33	5P+IR	10*10*4. 5
M8-4. 5-B		M8*0. 25	8. 5	6. 8	7. 8	0. 95	2. 0	4. 49	1/2. 7	73/65/40	1	42	23. 3	4P+IR	
M8-4050-Y-3H		M8*0. 35		3. 7	4. 3	0. 6	2. 4	4. 5	1/3. 2 1/4	68 55				3P+IR	10*10
M8-4. 6-A8		M8*0. 5	9	5. 8	6. 5	0. 9	2. 4	4. 6	1/3	67/55/43	1	48	27	5P+IR	10*10*4. 5
M8-4. 9-A		M8*0. 35	8	5. 3	6. 4	1	2. 2	4. 9	1/4	65				5P+IR	10*10*4. 5
M8-5005-R		M8*0. 35	8. 5	6. 9	8. 15	1. 3	2. 6	5. 05	1/2. 7	67/60/35	-2		19	3P1G+IR	22. 5*13*5. 5
M8-5. 7-S		M8*0. 35	8	6. 6	10		3. 0	5. 7	1/3	60/52. 5/30	2. 35	70	10. 84		22*13*8. 9
M8-J-6000-X1		M8*0. 35	8	10. 21	13. 7	3. 5	4. 5	6	1/3 1/5	58/50/28 34. 5/27. 5/20. 2			16. 5	4G	10*10*5. 4
M8-6000-Y		M8*0. 5	8	5				6	1/3	53					
M8-J-8000-X		M8*0. 35	8	11. 8	15. 3	3. 5	2. 8	8	1/2. 7 1/4	49/42/23. 5 32. 5/26/20			15. 5	8*8	10*10*5. 4
M8-XK-6-X1		M8*0. 35	8	4. 5	7. 74	3. 24	2. 5	6	1/3	60			19	1G	
M8-8000-Y-12H		M8*0. 5	9	7	12	5	2. 0	8	1/3 1/4	38. 5 30. 4				4G+IR	10*10*7
M8-8050-Y		M8*0. 35	8	5. 64	6. 5	0. 9	2. 4	8. 5	1/3 1/4	50 31	-1			6P+IR	10*10*5. 4
M8-10-A		M8*0. 35	8	7. 4	9	1	2. 4	10	1/3	30					

Model No.	Picture	Mount	Size Dia	Height	TTL	MBF	F. NO	EFL	Sensor	FOV° (D/H/V)	distortion-%	RI	CRA	Construction	Holder
M8-J-1000-X		M8*0.35	8	10.4	15.8	5.4	2.7	10	1/3	35/28/21				4G	13*10PD18
M8-10.36-S		M8*0.35	8	8.41	16.03		3.0	10.36	1/3	33.5/29.2/16.6	0.7	90.4	9.8		22*13*12
M8-J-12000-X		M8*0.35	8	13.7	18.3	4.6	2.4	12	1/2.7 1//3	38/33/19 35/28/21				6G	10*10*5.4
M8-P-12000-X		M8*0.35	8	13.7	18.3	4.6	2.4	12	1/2.7 1//3	38/33/19 35/28/21				6G	10*10*5.4
M8-J-15000-X		M8*0.35	8	19.1	21.6	2.5	4.5	15	1/2	30/24.2/18.2				4G+IR	10*10*5.4
M8-16-A		M8*0.35	10	13.9	22.8	9.2	2.0	16	1/3	25/19/16					
M8-16-A2		M8*0.35	10	13.9	22.8	9.2	2.0	16	1/3	25/19/16					
M8-16-A5		M8*0.5	10	13.9	22.8	9.2	2.0	16	1/3	25/19/16					
M8-21000-A		M8*0.35	9	26	28.7	2.53	6.0	21	1/3 1/3 1/4 1/4 1/5 1/7	16.5/13.1/9.8 17.1/14.6/8.31 12.3/10.5/6.6 13.6/12/6.8 10.6/8.5/6.2 6.6/5.2/3.95	-0.8 -0.9 -0.6 -0.7 -0.5 -0.3	96 95 98 98 99 99	8 8 7 7 5 4	3G+IR	

M7

M7-0.9-S		M7*0.35	12	9.2	10.51		2.0	0.9	1/5	150/120/85	-17	38	22.8	2G2P+IR	8*8*3.8
M7-1.08-Y		M7*0.35	16	10.7	12	1.23	2.2	1.08	1/4	210/210/196	-1.17	62	16	IR	22*13.5*5
M7-1014-S		M7*0.35	10	9.15	9.74	0.82	2.4	1.14	1/6	120/96/72	10.52	70.3	18.1	4E+IR	10*10*5
M7-1030-Y		M7*0.35	10	8.7	10.2	1.6	2.5	1.3	1/6	130/105/76	-2.3			1G3P+IR	8*8
M7-1.5-S		M7*0.35	10	8	9.51		2.0	1.5	1/4	144/120/93	24	45	27.5	4E+IR	8*8*3.8
M7-1060-Y		M7*0.35	10	7.4	10.49	3.11	2.4	1.6	1/3	155.8/123.6/99.2	-7.5		19	1G3P+IR	8*8
M7-1.7-A		M7*0.35	10	8	9.79	1.8		1.7	1/3	170				IR	8*8*4
M7-1070-S		M7*0.35	10	9.2	10.3	1.04	2.0	1.7	1/5	135/110/80	3.5	67		2G2P+IR	8*8
M7-1.8-B		M7*0.35	10	11.19	12.25		2.6	1.8	1/5	126/94/68	17.18				8*8
M7-1.95-A6待改			6.8	5.2	6.1	0.91	2.2	1.95	1/2.7	119/95/77	-15.5	27	35.2	4P	9*9
M7-2000-Y		M7*0.35	10	10.2	11.7	1.49	2.4	2	1/4	150/108/80	18			3G1P+IR	8*8
M7-2007-S		M7*0.35	10	9.4	10.7	1.59	2.6	2.07	1/4	110/92/71	6.4	59	20.3	4E+IR	10*10
M7-2.1-A		M7*0.35	10	8				2.1	1/3	140					8*8*5.5
M7-2.1-XG-A		M7*0.35	10	8			1.4	2.1	1/3	130					8*8*5.5
M7-2.1-WQ-A		M7*0.35	10	13			2.0	2.1	1/4	130					9*9*6
M7-2.2-A		M7*0.35	10	5	5.6		2.0	2.2	1/3	130					8*8
M7-2030-A		M7*0.35	7	4.4	5.2	0.8	2.4	2.3	1/4	125/100/60				6P+IR	8*8
M7-2.28-S		M7*0.35	8	8.6	10		2.0	2.28	1/4	127/102.5/62	20.5	60	27.8		8*8*3.8
M7-2040-W-850		M7*0.35	8.7	6.6	7.5	0.7	2.4	2.4	1/5	73/60/46	-1	37.3	32.1		18螺心距

Model No.	Picture	Mount	Size Dia	Height	TTL	MBF	F. NO	EFL	Sensor	FOV° (D/H/V)	distortion-%	RI	CRA	Construction	Holder
M7-2.5-119B		M7*0.35	10	9.55	11.9	2.7	2.5	2.5	1/4	135					8*8
M7-2.7-B		M7*0.35	10	7.08	9.1		2.4	2.7	1/4	141					
M7-2080-X		M7*0.35	7	2.9	4.85	2	5.5	2.8	1/3 1/5	140/102.6/79 71/57/43	-57	50	28	4G	8*8*5
M7-2080-XJ		M7*0.35	7	2.9	4.85	2	5.5	2.8	1/3 1/5	140/102.6/79 71/57/43	-57	50	28	4G	8*8*5
M7-2.8-6H-A		M7*0.35	7	4.1	6.6	2.5	2.0	2.8	1/4	90					
M7-2.85-B		M7*0.35	10	9.11	11.75		2.5	2.85	1/4	108/91/49	19				8*8
M7-2.91-S		M7*0.35	8	8.9	9.5		2.0	2.91	1/2.9	121/105.3/58.6	16.22	37.3	30.8		10*10*5
M7-3000-Y		M7*0.35	7	4.6	5.5	1.2	2.5	3	1/4 1/5	78/63/52 60	1			3P+IR	8*8 9*9
M7-3020-Y-F10		M7*0.35	10	9.86	11.3	1.6	2.6	3.2	1/4	70	-5			4P+IR	8*8
M7-3030-Y-8H		M7*0.35	7	4.46	5.2	1	2.8	3.3	1/4	68	1			4P+IR	8*8
M7-3060-Y-8H		M7*0.35	7	4.4	5.2	1	2.2	3.6	1/4	65	1		25	6P+IR	8*8
M7-3.7-J-XK-A		M7*0.35	7	8	10.2	2.2	2.8	3.7	1/3 1/5	92 49.5/39/29					
M7-XK-3.7-X1		M7*0.35	7	8	10.2	2.2	2.8	3.7	1/3 1/5	92 49.5/39/29					
M7-J-3.8-A		M7*0.35	7	8	10.76	3	2.5	3.7	1/2.7 1/2.9 1/3	91/73/43 H70					
M7-3080-Y		M7*0.35	7	4.5	5.6	1.4	2.4	3.8	1/4	63	-1		25	4P+IR	8*8
M7-3.98-A		M7*0.35	9	8			2.4	3.98	3.7	64					8*8*4
M7-XK-4-5MP-A		M7*0.35	8	4.32	5.5	2	2.8	4	1/4	65	1	60	22	3P+IR	8*8*3.5
M7-4019-S		M7*0.35	8	7.9	11.87	4.34	2.6	4.19	1/4	70/54.5/38	6.77	79.3	18.1	5E+IR	11.5*11.5*8
M7-4030-Y-8H		M7*0.35	7	3.86	4.02	0.47	2.5	4.3	1/4	53	1			3P+IR	8*8
M7-4040-A		M7*0.35	7	4.2	5.3	1	2.8	4.4	1/4	52/42/33	1	50	24	4E	8*8
M7-4050-A		M7*0.35	7	4.2			2.4	4.5	1/4	51/41/32	-1	45	27.4	4E+IR	9*9
M7-4070-Y-8H		M7*0.35	7	4	5.6	1.4	3.0	4.2	1/3 1/4	68 50	1		25	3P+IR	8*8
M7-4090-Y		M7*0.35	7	4.9	6.06	1.16	2.8	4.9	1/3 1/4	66 48				1G3P+IR	
M7-5050-A		M7*0.35	7	4.7	6.2	1.4	2.4	3.6	1/4	46/39/25					9*9*4
M7-5060-Y		M7*0.35		11.3	13.7	2.4	2.8	5.6	1/2.7	74/62/33.5	3.5	48	14.7	4G+IR	8*8
M7-5070-S		M7*0.35	7	6.68	10.4	3.61	3.0	5.7	1/2.7 1/3 1/4	64/56.3/32.6 60/52.5/30 44.6/37.8/23.8	2.7 2.4 1	66 70 83	11 11 8.7	5G+IR	
M7-6-XK-9450-A		M7*0.35	7	4.5	7	2.5	2.0	6	1/4	D60/H45					
M7-6000-A6		M7*0.35	7	5.03	6.4	0.9	2.2	6	1/4	40	1		25	5P+IR	
M7-J6000-X1		M7*0.35	7	10	13.5	3.5	4.5	6	1/2.7 1/5	67/57.5/31 34.5/27.5/20.2			16.5	4G	
M7-J6000-X2		M7*0.35	7	9.4	12.7	3.3	2.5	6	1/2.7 1/4	70 H50/1/2.9" 43.5/34/25.5				4G	

Model No.	Picture	Mount	Size Dia	Height	TTL	MBF	F. NO	EFL	Sensor	FOV° (D/H/V)	distortion-%	RI	CRA	Construction	Holder
M7-XK-6-X1		M7*0.35	7		7.7		2.5	6	1/3	70				1G	
M7-8P-707-A		M7*0.35	7	5.6			2.0	8	1/3	40					8*8
M7-8000-X		M7*0.35	7	11.8	15.3	3.5	2.8	8	1/2.7 1/4	49/42/23.5 32.5/26/20			15.5	8*8	
M7-8050-Y		M7*0.35	7	5.64	6.5	0.9	2.4	8.5	1/3 1/4	50 31	-1			6P+IR	8*8*5.4
M7-A9000-A		M7*0.35	7	5.2	6	1	2.0	9	1/3 1/4	46 30/23/18			20	4P+IR	
M7-10-A		M7*0.35	7	8				10	1/3	改成35					
M7-11P-A		M7*0.35	7	7.2	9.1	2.1	2.4	11	1/4	23/18/13					
M7-12P-A		M7*0.35	7	12.24			2.0	12	1/3	25/3					
M7-12000-X		M7*0.35	7	13.7	18.3	4.6	2.4	12	1/2.7 1/3	38/33/19 35/28/21				6G	8*8*5.4
M7-12030-T		M7*0.35	7	12.5	15.48	4.13	4.2	12.3	1/2.5	31/25/19	1.1	74		4G	
M7-15000-X		M7*0.35	7	19.1	21.6	2.5	4.5	15	1/2 1/3 1/4 1/5 1/6	30/24.2/18.2 23/18.2/13.6 17.1/13.7/10.4 13.8/11/8.2 11.4/9.1/6.9	1	80	11.4	4G+IR	8*8*5.4
M7-21-A		M7*0.35	9	26	28.7	2.53	6.0	21	1/3 1/3 1/4 1/4 1/5 1/7	16.5/13.1/9.8 17.1/14.6/8.31 12.3/10.5/6.6 13.6/12/6.8 10.6/8.5/6.2 6.6/5.2/3.95	-0.8 -0.9 -0.6 -0.7 -0.5 -0.3	96 95 98 98 99 99	8 8 7 7 5 4	3G+IR	8*8
M7-25-A		M7*0.35	7	19				30	1/3	14					

M6.5

M6.5-2.8-8MP-A		M6.5*0.25	6.5	3.55	4.5	0.95	2.2	2.8	1/3.2	90/77.8/51.8	-1	25	31	6P+IR	8*8*3.8
M65-3000-Y		M6.5*0.25	6.5	4.8	5.8	1	2.8	3	1/4	85				2P+IR	8*8
M65-3020-A		M6.5*0.35	6.5	3.97	5.4	1.5	4	3.2	1/4	65/53/41	1	50	28	4P+IR	8*8
M6.5-3.6-A		M6.5*0.35	6.5	4.2			2.0	3.6	1/4	55					8*8
M6.5-3.8-33EA		M6.5*0.35	6.5	4	5.2	1	2.4	3.8	1/4	60	1		25	4P+IR	8*8
M65-4007-Y		M6.5*0.25	6.5	3.47	4.43	0.96	2.0	4.07	1/3	76.3/62/51	1	75	32.3	5P+IR	8*8
M6.5-4.2-A待改		M6.5*0.25	6.5	4.13	5.18	1.1	2.0	4.2	1/3	69/57.7/45	1.5	44.3	32.7	5P+IR	8*8
M65-4040-Y		M6.5*0.25	6.5	3.8	5.3	1.5	2.8	4.4	1/3.2	68/56.3/43.7	1	55	27	5P+IR	8*8
M65-4070-Y															
M65-6000-A		M6.5*0.25	6.5	4	5.6	1.6	2.2	6	1/4	39/33/21	-1	70	25	5P+IR	8*8
M65-8090-T		M6.5*0.35	6.5	6.5	11.54	4.7	5.0	8.9	1/1.8	49.4/44.3/26.5	2.2	60		4G	10.5*10.5*7.6
M65-11080-T		M6.5*0.35	6.5	10.5	15.78	5.26	5.0	11.8	1/1.8	39/34.5/20	1.2	70		4G	10.5*10.5*7.6

M6

M5.7-1-A		M5.7*0.25	6	3.5	4.4	0.9	2.8	1	1/6	125	-1.5	30	25	5P+IR	8*8
----------	--	-----------	---	-----	-----	-----	-----	---	-----	-----	------	----	----	-------	-----

Model No.	Picture	Mount	Size Dia	Height	TTL	MBF	F. NO	EFL	Sensor	FOV° (D/H/V)	distortion-%	RI	CRA	Construction	Holder
M6-1.5-A		M6*0.2	6.2	4.1	4.8	0.7	2.6	1.6	1/4	108/95	-15.5	30	25	5P+IR	8*8*2.72
M58-2050-Y		M5.8*0.25	5.8	3.45	3.74	0.43	1.9	2.5	1/4 1/5	85/72/57 64	0.24	24.7	35.5	4P+IR	8*8
M6-2.69-804-Z		M6*0.25	6	2.6	3.4	0.82	2.2	2.69	1/4	79.5/67.9/53.3	1.5	27	31.1	4P	6.5*6.5
M6-2.94-511-Z		M6*0.25	6	3.03	3.8	0.74	2.0	2.94	1/4	75/63/49	1.5	30	33.27	4P	8*8
M6-3020-Y		M6*0.3	6	3.1	4.5	1.1	2.8	3.2	1/4	65	1			4P+IR	8*8
M6-3.29-504-Z		M6*0.35	6	3.12	3.88	0.78	2.8	3.29	1/4	68/56.9/44.3	1.5	50	31	3P+IR	8*8
M6-XK-3-3-A			6	4				3.3	1/4	70					8*8*3.8
M6-4020-Y			6	3.6	4.7	1.3	2.8	4.2	1/3 1/4	68 55				3P+IR	8*8*3.9
M6-4.3-A			6	3.7	5	1.4	2.8	4.3	1/3.2 1/4	67/55/43 56/4	-1	45	27	4P+IR	6.5*6.5*3.5
M6-4-5-5MP-A			6	8				4.5	1/4	51					22*13.5*4.5
M6-10mm-T		M6*0.35	6	7.87	12.4	4.54	5.5	10	1/2.7	35/31/18	1.4	85		4G	11*7.3*8
M6-12.65-T		M6*0.35	6	11.72	16.05	4.23	4.2	12.65	1/2.7	27.7/24.3/13.7	0.9	80		4G+IR	11*7.4*11
M6-15000-X Custom		M6*0.35	7	19.1	21.6	2.5	4.5	15	1/2 1/3 1/4 1/5 1/6	30/24.2/18.2 23/18.2/13.6 17.1/13.7/10.4 13.8/11/8.2 11.4/9.1/6.9				4G+IR	8*8*5.4

M5.5

M55-0090-D		M5.5*0.2	5.5	3.05	4.33	1.25	2.4	0.9	1/6	137/115.9/93.3	12	37	33	3P+IR	6.5*6.5
M55-1000-Y		M5.5*0.25	5.5	3.2	4.42	0.7	2.8	1	1/4 1/5	120/110 98/78/62				4P	8*8
M5.5-1.79-A		M5.5*0.25	7	4.5	5.2	0.72	2.4	1.79	1/4	119.9/100	-11.5	30	33	4P+IR	8*8
M5.5-1.8-A		M5.5*0.25	5.5	3.8			2.0	1.8	1/4	130				4P+IR	8*8
M5.5-2.1-5A		M5.5*0.25	5.5	2.66			2.0	2.1	1/4	90				4P+IR	8或6.5
M5.5-2.1-A3		M5.5*0.25	5.5	2.55	3.4	0.85	2.4	2.1	1/4	91.5/78.9/63.4	1.5	26.8	32	4P	8*8
M55-2030-Y		M5.5*0.25	5.5	2.95	4.1	1.2	2.6	2.3	1/4 1/5	90 68	1		25	4P+IR	8*8/6*6
M5.5-2.38-506-Z		M5.5*0.25	5.5	2.63	3.2	0.59	2.2	2.38	1/5	73.5/61.5/48.6	1.5	27	31.8	3P+IR	6.5*6.5
M55-2060-Y		M5.5*0.25	5.5	3.18	3.7	0.6	2.4	2.6	1/4	74/62/48	1.5	40	28	3P+IR	8*8
M5.5-2.8-A		M5.5*0.35	5.5	3.65			2.0	2.8	1/5	63					6.5*6.5
M5.5-2.39-A		M5.5*0.25	5.5	2.85	3.44		2.4	2.39	1/4	87/75/59	1	31	28.7	4P+IR	8*8*2.7
M5.5-3.4-A		M5.5*0.35	5.5	3.22	3.75	0.7	2.4	3.4	1/4	64	1	40	27.7	3P+IR	6.5*6.5*3.4

M5

M5-0.78-032-Z		M5*0.25	6	2.86	3.8	0.9	2.2	0.78	1/7.5	129/110/88	28	48	27	3P+BPF	6.5*6
M5-0.9mm-3H3-006-85N		M5*0.35	5	2.5	3.1	0.35	2.8	0.9	1/13	62.8/49/37	-2	60	4	1P	8.5*8.5
M5-0.83mm-8H3-09A-8		M5*0.35	5	2.8	3.5	0.8	2.8	0.83	1/9	106/94/77	-6	60	10	2P+IR	8*8



Model No.	Picture	Mount	Size Dia	Height	TTL	MBF	F. NO	EFL	Sensor	FOV° (D/H/V)	distortion-%	RI	CRA	Construction	Holder
M5-0.83mm-8H3-S009-85N		M5*0.35	5	2.5	3.4	0.8	2.8	0.83	1/13.3	92/60	-6	60	10	2P	8.5*8.5
M5-1.05mm-8H3-08B-85		M5*0.35	5	2.8	4.2	1.05	2.8	1.05	1/10	83/72/56	-2	70	14	2P+IR	8.5*8.5
M5-1.4-A			5	3.6	4.5	0.9	2.0	1.4	1/6	110/6				4P+IR	8*8
M5-1.42mm-8H5-002-65		M5*0.35	5	2.3	2.8	0.79	2.8	1.42	1/10	61	-1	51	25	2P+IR	6.5*6.5
M5-1.5mm-8H3-002-65		M5*0.35	5	2.4	2.8	0.75	3.0	1.5	1/10	60	-1	51	25	1P+IR	6.5*6.5
M5-1.58-A			5	3				1.58	1/6	88/80.6/51	-1.5	30	30	5P+IR	8*8*2.6
M5-1.62mm-8H4-S002-65		M5*0.35	5	2.4	2.8	0.53	2.8	1.62	1/9	60	-1	51	25	2P+IR	6.5*6.5
M5-1068-Y		M5*0.25	5.5	1.65	2.2	0.55	2.0	1.68	1/6	74.5/67.3/40.8	1	37	30.6	3P+IR	8*8/6*6
M5-1.99-505-Z		M5*0.25	5	2.33	2.96	0.61	2.4	1.99	1/5	84/71/56	1.5	28	34	3P+IR	6.5*6.5
M5-2.38-055-D		M5*0.35	5	2.64	3.25	0.73	3.6	2.38	1/6	62.4/51.5/39.6	-1.1	38.7	30	3P+IR	6.5*6.5
M5-2045-Y-4H		M5*0.35	5.7	2.6	3.25	0.75	2.2	2.45	1/5	72/60.3/47.4	0.44	38.2	27.9	3P+IR	8*8
M5-2055-Y-8H		M5*0.35	5	2.5	3.2	0.9	2.8	2.55	1/5	66	1			3P+IR	6*6
M5-2070-Y		M5*0.35	5.5	2.6	3.5	0.64	2.8	2.7	1/6	58/47/36	1	58		3P+IR	6*6
M5-2080-Y-8H		M5*0.35	5.5	2.5	4.1	1.1	2.6	2.8	1/6	55/45/34	-1			3P+IR	6*6
M5-2.9mm-8H2-S016-65		M5*0.35	5	2.9	3.2	0.9	2.8	2.9	1/5	61.2	-1	53.5	29	2P+IR	6.5*6.5
M5-3.9-N		M5*0.35	6	3				3.9	1/5	50					8*8*3.6
M5-8-A待改		M5*0.35	5	6	7.9	1.4	5.2	8	1/4	31.9/28.1/16	1	80	26.7	2G+IR	8*8*1.5

M4.5


M45-1030-W		M4.5*0.25	4.6	3.6	3.9	0.5	2.2	1.3	1/5	120/95/74	13	30	33.7	6P+IR	6.5*6.5*3.1
M4.5-1.58-A		M4.5*0.25	4.5	3.6	4.1	0.55	2.4	1.58	1/6	88/80.6/51	1.5	30	30		6*6*2
M4.5-2.9-A		M4.5*0.3	4.5	2.6	3	0.42	2.8	2.9	1/6	70	-1	50		3P+IR	5*5

M4

M4-0.9-8H3-S006-6		M4*0.3	4	1.85	2.4	0.35	2.8	0.9	1/13	60/49/37	-2	60	4	1P+IR	6*6
M4-1.42mm-8H5-001-65		M4*0.3	4	1.7	2.15	0.79	2.8	1.42	1/10	61/49/37	-1	51	25	2P+IR	6.5*6.5
M4-1.5mm-8H3-S001-65		M4*0.3	4	1.7	2.2	0.75	3.0	1.5	1/10	60/49/37	-1	51	23	1P+IR	6.5*6.5
M4-1.62mm-8H4-S001-65		M4*0.3	4	1.8	2.2	0.63	2.8	1.62	1/9	62/49/37	-1	51	25	2P+IR	6.5*6.5
M4-1.69-4H2-D040-5		M4*0.2	3.8	2.2	2.8	1.12	2.4	1.69	1/6.5	79/66.4/51.9	1.5	41.2	29.5	3P+IR	5*5
M4-1071-Y		M4*0.25	4	2.05	2.2	0.53	2.8	1.71	1/8 1/9 1/10 1/11	67.7 60.5 54 45	1	62		2P+IR	6*6 5*5
M4-1.8mm-N		M4*0.25	5.5	3	3.5	0.8	2.8	1.8	1/6	69	-1			4P+IR	8*8*2.5
M4-1080-Y		M4*0.35	4	2.75	3.2	0.58	2.8	1.8	1/9	62/49.6/37.2	0.63	60.5	31	2P+IR	4.2*4.2

Model No.	Picture	Mount	Size Dia	Height	TTL	MBF	F. NO	EFL	Sensor	FOV° (D/H/V)	distortion-%	RI	CRA	Construction	Holder
M4-6000-X		M4*0.35	4	6	9.65	3.65	4.5	6	1/4	47/38/28.5				6G	无
M4-13.25-T		M4*0.35	4	5.44	14.21	4.03	6.0	13.25	1/4	18.2/15.6/9.8	0.6	90		3G	

M2

M2-1.8-N		M2.1*0.25	2.1		3.2	1		1.8	1/9	60					无
M26-1010-P		M2.6*0.25	2.6	2.22	3.3	1.05	4.0	1.1	1/9	110/88/48	-37		30	3P+IR	3*3
M21-0090-P		M2.1*0.15	2.1	2.22	3.05	0.8	6.0	0.9	1/9	140/108/68	-45	40	23		2.65*3